



EVERY STUDENT.
EVERY DAY.

Proposed Programming Title VI

PUBLIC HEARING 5.8.19

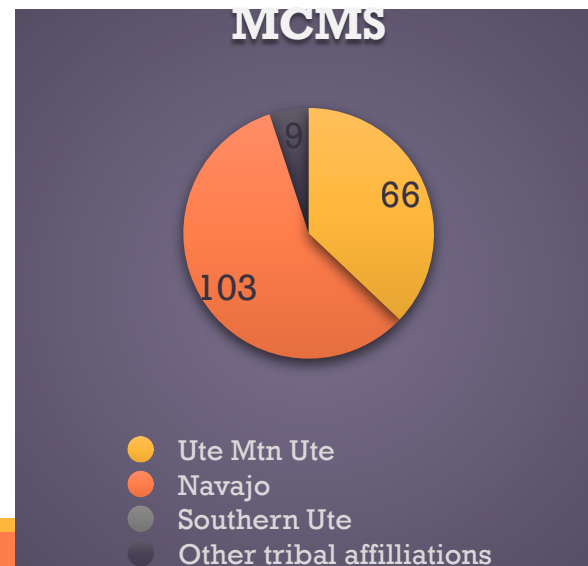
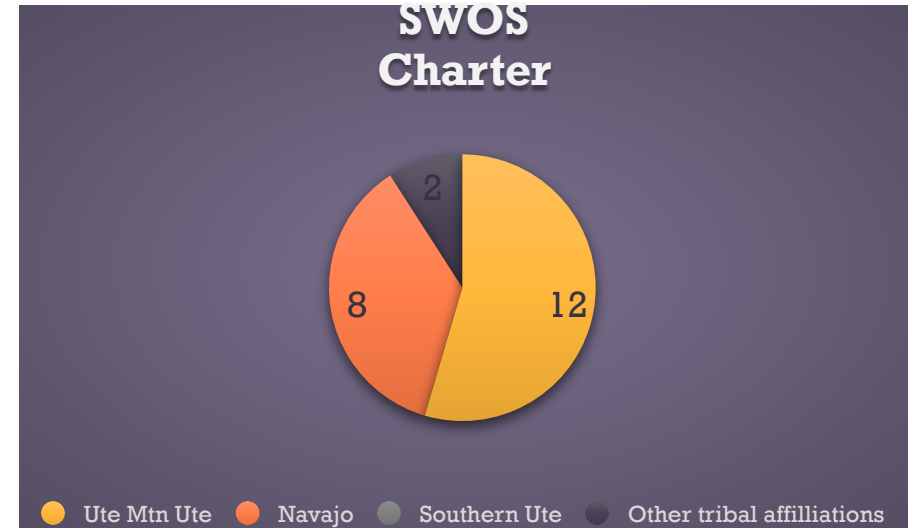
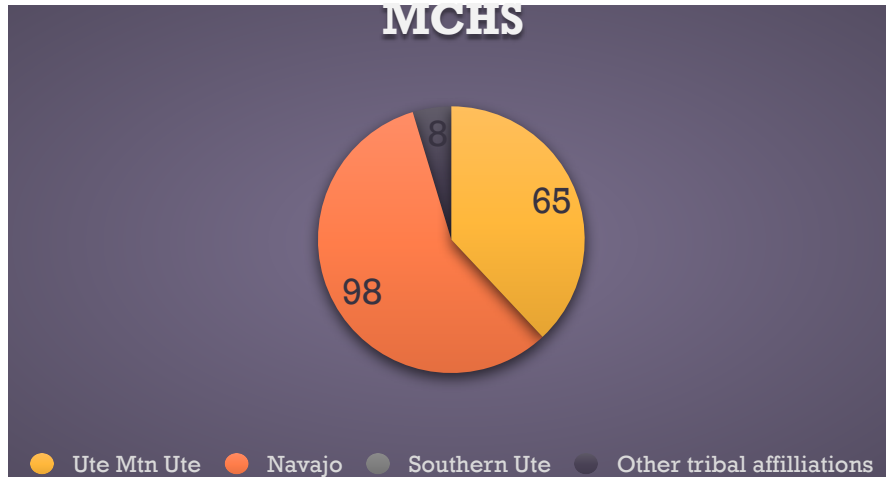
Title VI NA Grant Goals and Objectives

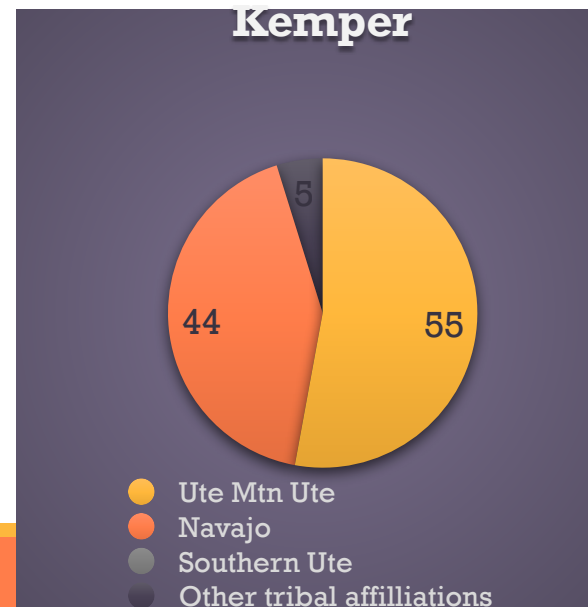
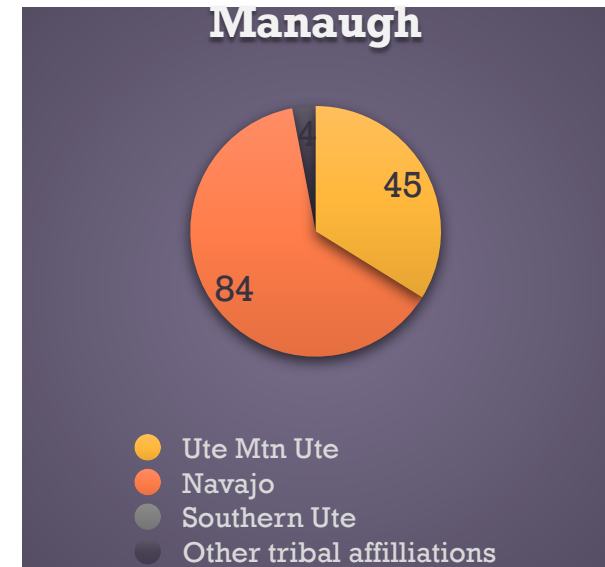
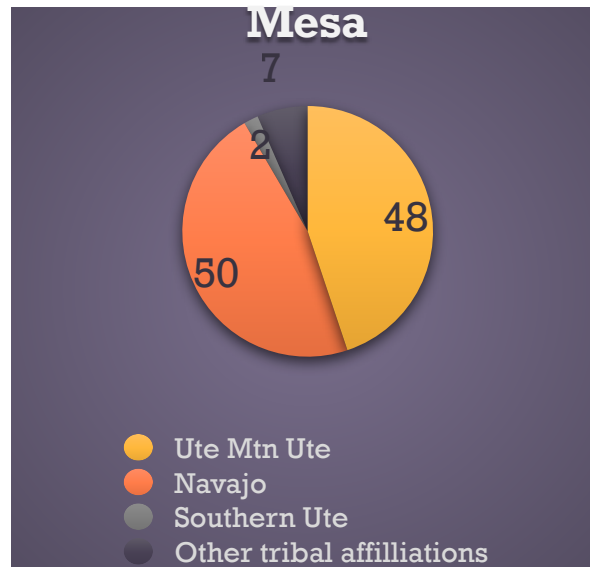
2.3.1.1 INDIAN EDUCATION FORMULA GRANT OBJECTIVES FOR 2018-2019 SCHOOL YEAR

OBJECTIVES

- Increase at-risk student support
- Increase academic achievement
- Increase graduation rate
- Increase knowledge of cultural identity and awareness
 - Target Grade Levels: elementary school grades, middle school grades, and high school grades.

Native American Student Numbers by School





Lewis and PV



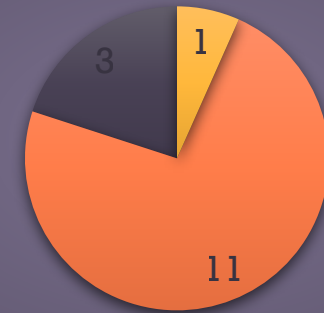
- Ute Mtn Ute
- Navajo
- Southern Ute
- Other tribal affiliations

Kiva Charter



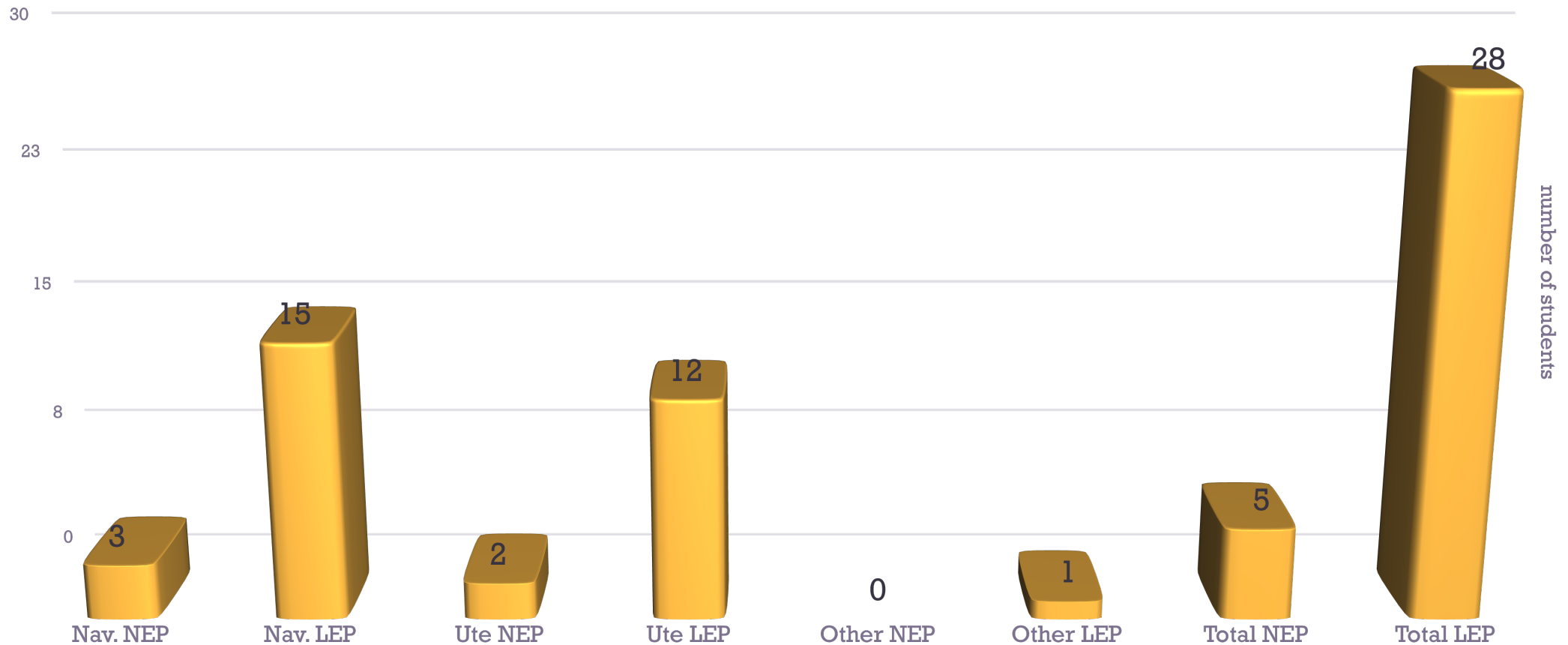
- Ute Mtn Ute
- Navajo
- Southern Ute
- other tribal affiliation

Battlerock Charter



- Ute Mtn Ute
- Navajo
- Southern Ute
- Other tribal affiliations

ENGLISH Language Learners by Tribal affiliation



Graduation Rate

Year	2014-2015	2015-2016	2016-2017	2017-2018
M-CHS Graduation Rate	80.70%	86.40%	82.80%	83.80%
M-CHS NA Rate	72.20%	67.60%	71.40%	72.70%
SWOS Graduation Rate	16.30%	13.90%	30.00%	17.90%
SWOS NA Rate	5.30%	0.00%	12.50%	10.00%
District Graduation Rate	67.50%	73.20%	70.00%	70.50%
District NA Rate	49.10%	54.30%	50.00%	58.10%



District Disaggregated Dropout Rate

Group/Year	2014-2015	2015-2016	2016-2017	2017-2018
ELL	10.00%	5.70%	5.50%	5.60%
Free/Reduced	8.00%	6.90%	6.80%	5.10%
IEP	11.11%	6.00%	7.00%	6.40%
Ethnicity				
American Indian	11.26%	9.40%	7.60%	6.60%
Asian	0.00%	0.00%	0.00%	0.00%
Black	0.00%	0.00%	0.00%	0.00%
Hispanic	8.36%	5.40%	5.80%	2.10%
White	7.29%	4.30%	7.90%	5.50%
Two or More	4.92%	3.60%	2.10%	11.40%
Non-White	9.10%	8.30%	6.60%	5.10%
Total Dropout Rate		5.70%	5.70%	5.30%



District Attendance and Truancy Rates

Year	2014-2015	2015-2016	2016-2017	2017-2018
Attendance	90.92%	90.42%	91.53%	90.95%
Amer. Indian	88.18%	87.40%	87.73%	88.04%
Asian	93.36%	90.46%	93.82%	96.18%
Black	91.10%	89.78%	93.18%	95.13%
Hispanic	91.56%	91.50%	91.55%	91.42%
White	92.15%	91.73%	91.81%	92.20%
Pacific Islander	95.77%	92.98%	87.26%	97.55%
Two or More	90.83%	91.21%	91.43%	91.72%
Truancy	2.67%	2.80%	3.38%	3.15%
Habitually Truant				
4 or more a month	72	64	53	52
10 or more/year	48	68	13	101
Both Conditions	167	183	94	235
*Includes All District and Charter Schools				

Title VI – Spring 2019

REVIEW OF NATIVE AMERICAN STUDENT PERFORMANCE ON DISTRICT ASSESSMENTS

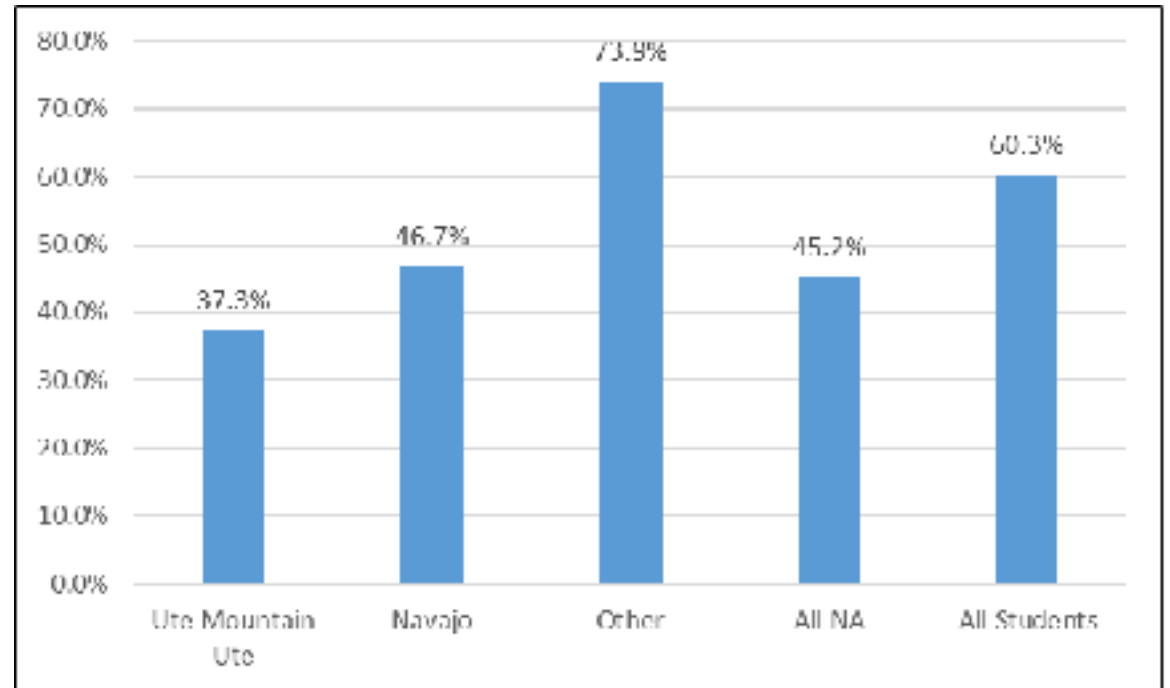
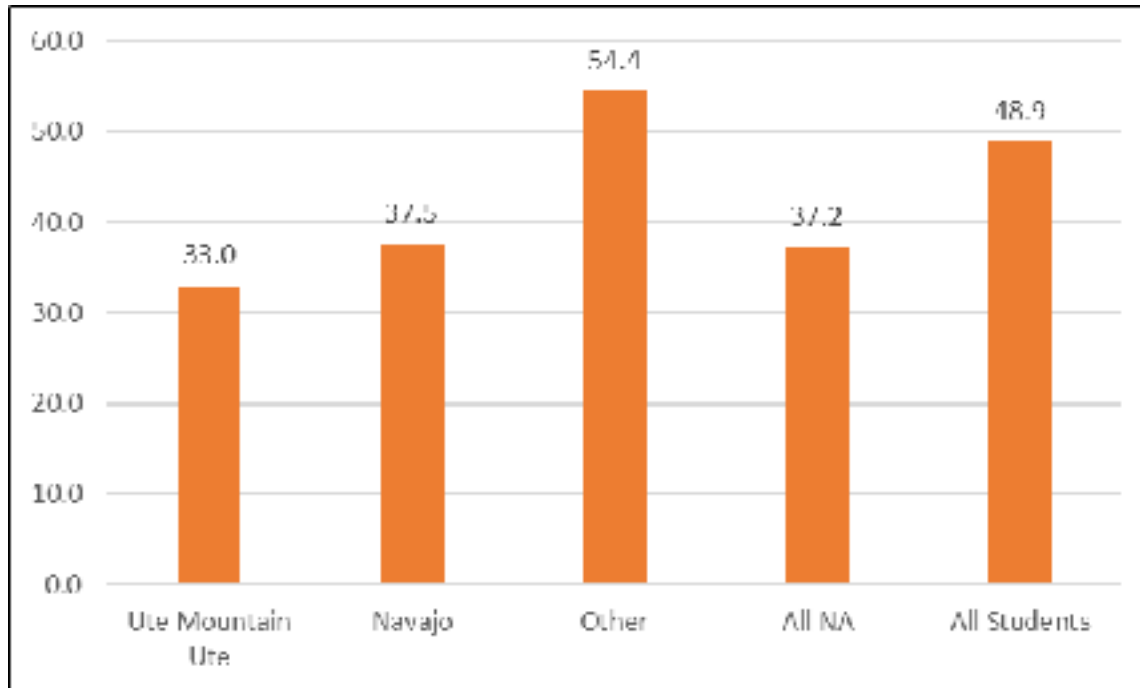
Performance on district assessments by Native American students during the 18-19 school year is presented for the following assessments:

- STAR Early Literacy (Gr K-1)
- STAR Reading (Gr 2-10)
- STAR Math (Gr 1-10)
- Interims ELA/Reading (Gr 2-8)
- Interims Math (Gr K-8)

Title VI – Spring 2019 REVIEW OF NATIVE AMERICAN STUDENT PERFORMANCE ON DISTRICT ASSESSMENTS

STAR Early Literacy

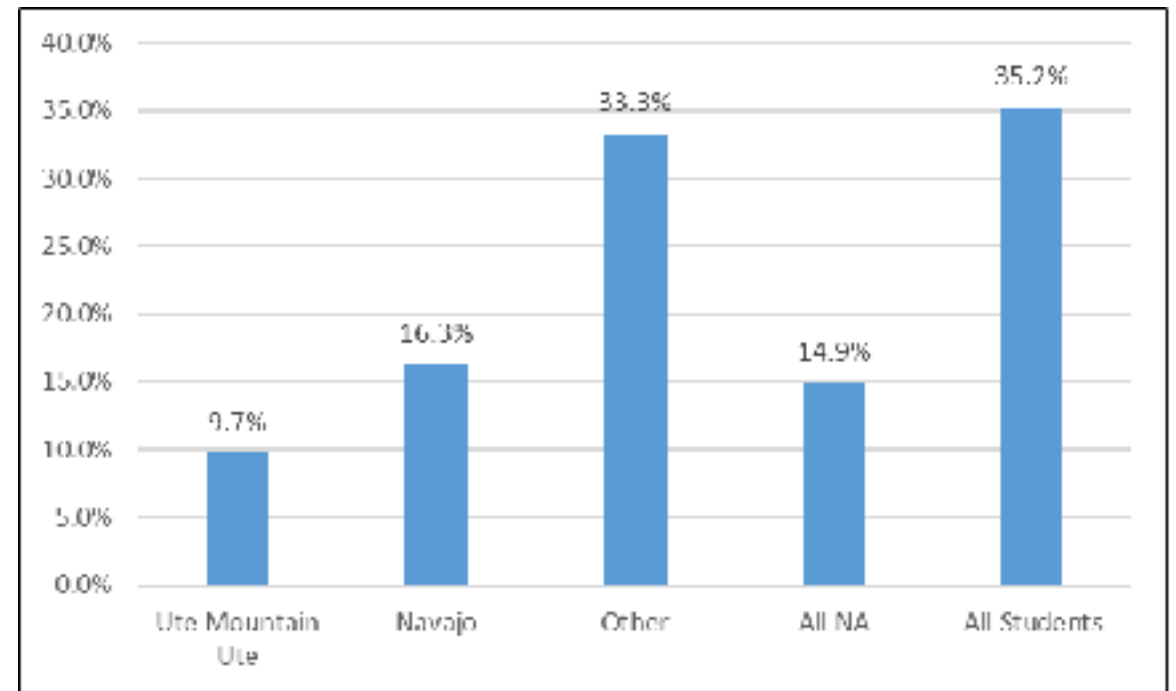
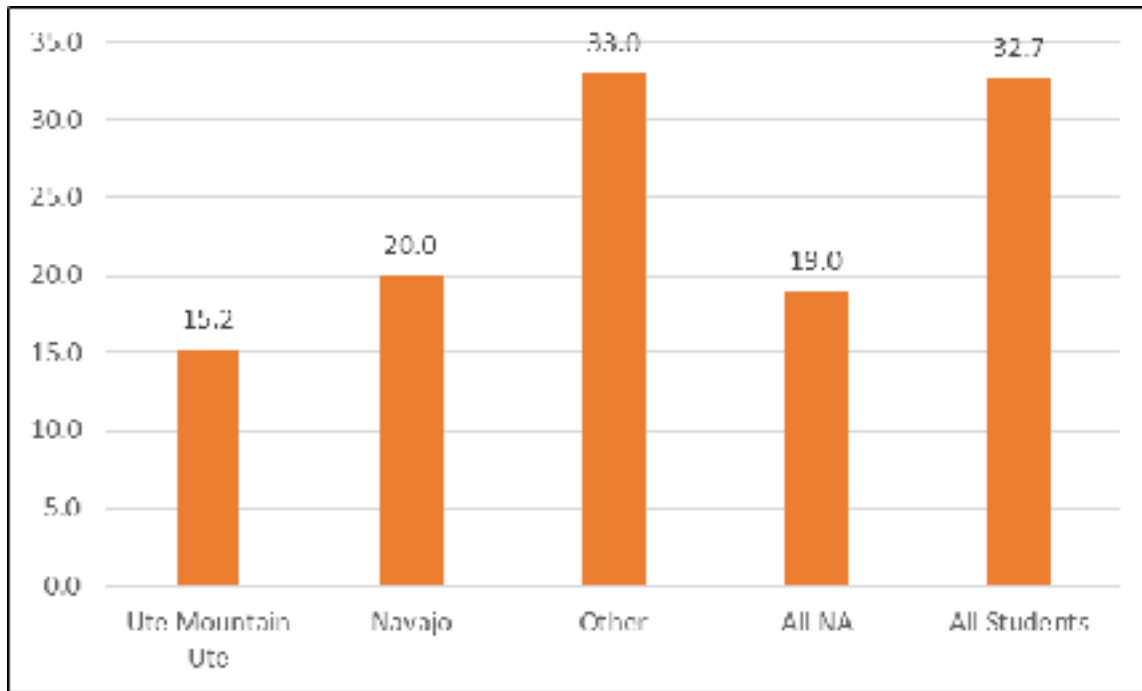
- Combines Fall & Winter scores
- Includes grades K-1
- Performance presented as average percentile rank (left) AND percent of students above 40th percentile rank (right).



Title VI – Spring 2019 REVIEW OF NATIVE AMERICAN STUDENT PERFORMANCE ON DISTRICT ASSESSMENTS

STAR Reading

- Fall scores only
- Includes grades 2-10
- Performance presented as average percentile rank (left) AND percent of students above 40th percentile rank (right).



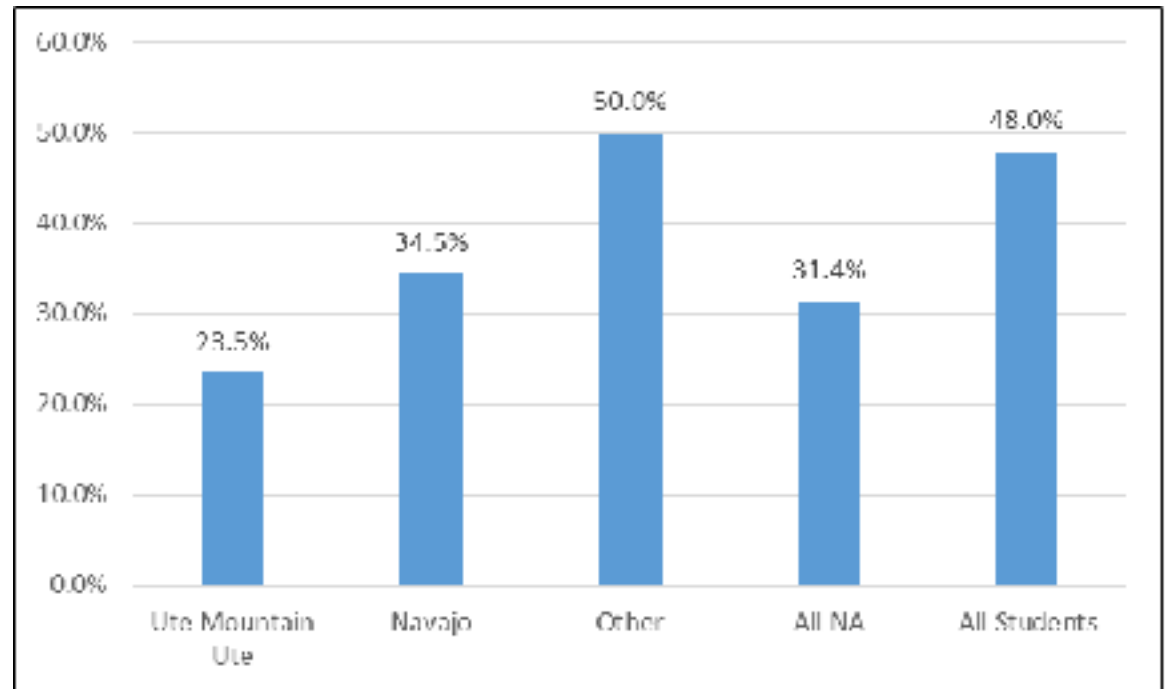
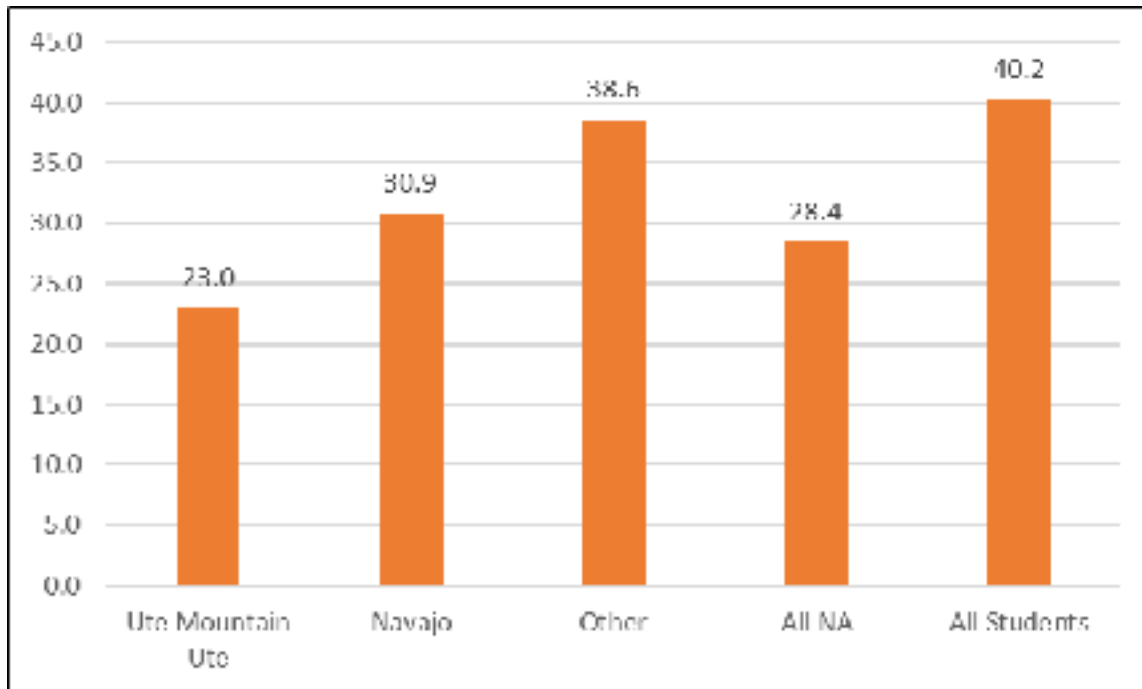


EVERY STUDENT.
EVERY DAY.

Title VI – Spring 2019 REVIEW OF NATIVE AMERICAN STUDENT PERFORMANCE ON DISTRICT ASSESSMENTS

STAR Math

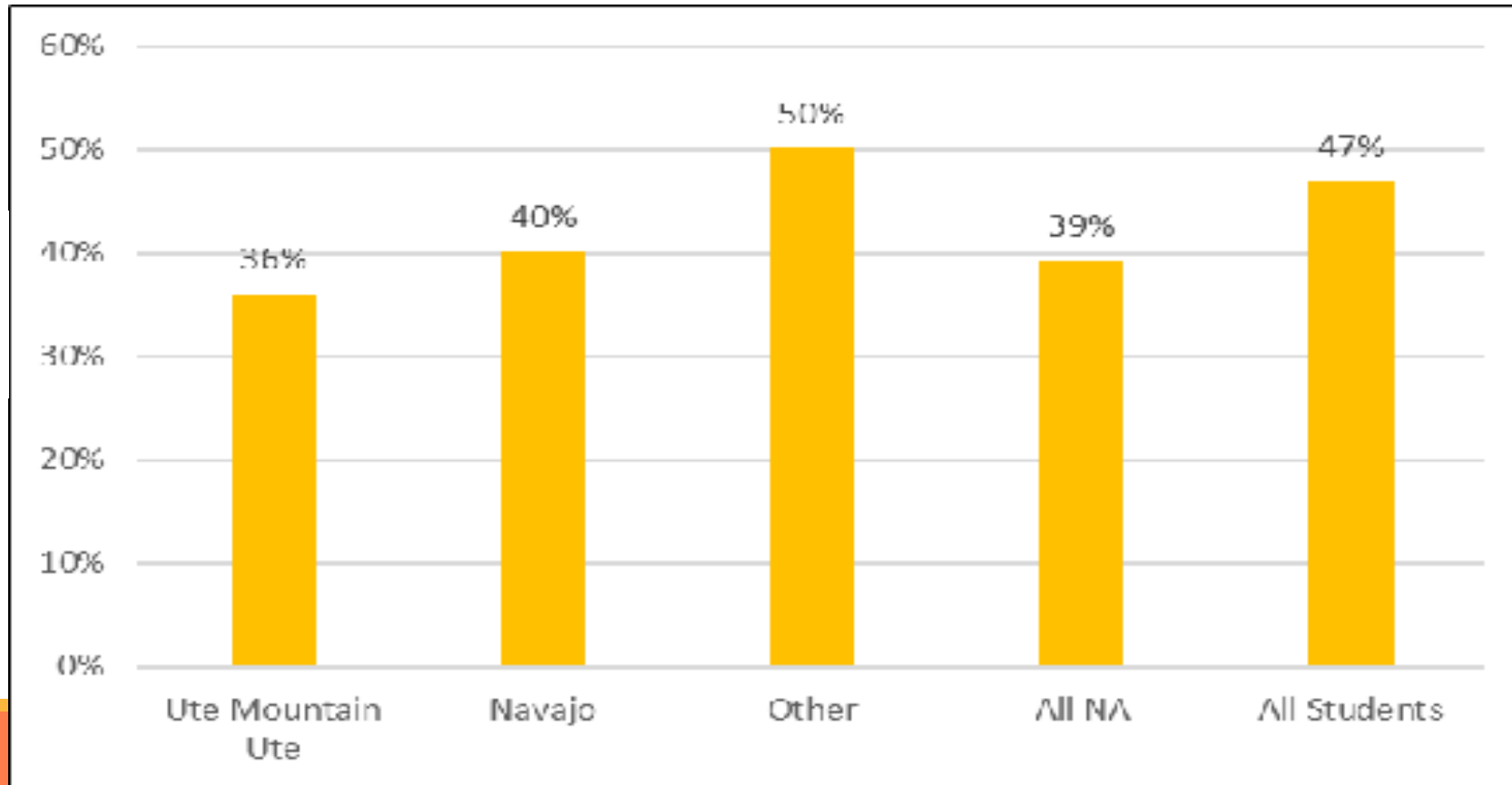
- Fall scores only
- Includes grades 1-10
- Performance presented as average percentile rank (left) AND percent of students above 40th percentile rank (right).



Title VI – Spring 2019 REVIEW OF NATIVE AMERICAN STUDENT PERFORMANCE ON DISTRICT ASSESSMENTS

Interims ELA/Reading

- Combines Fall, Winter & Spring scores
- Grades 2-8 (Note: HS interims excluded due to inconsistent administration)
- Performance presented as average percent correct



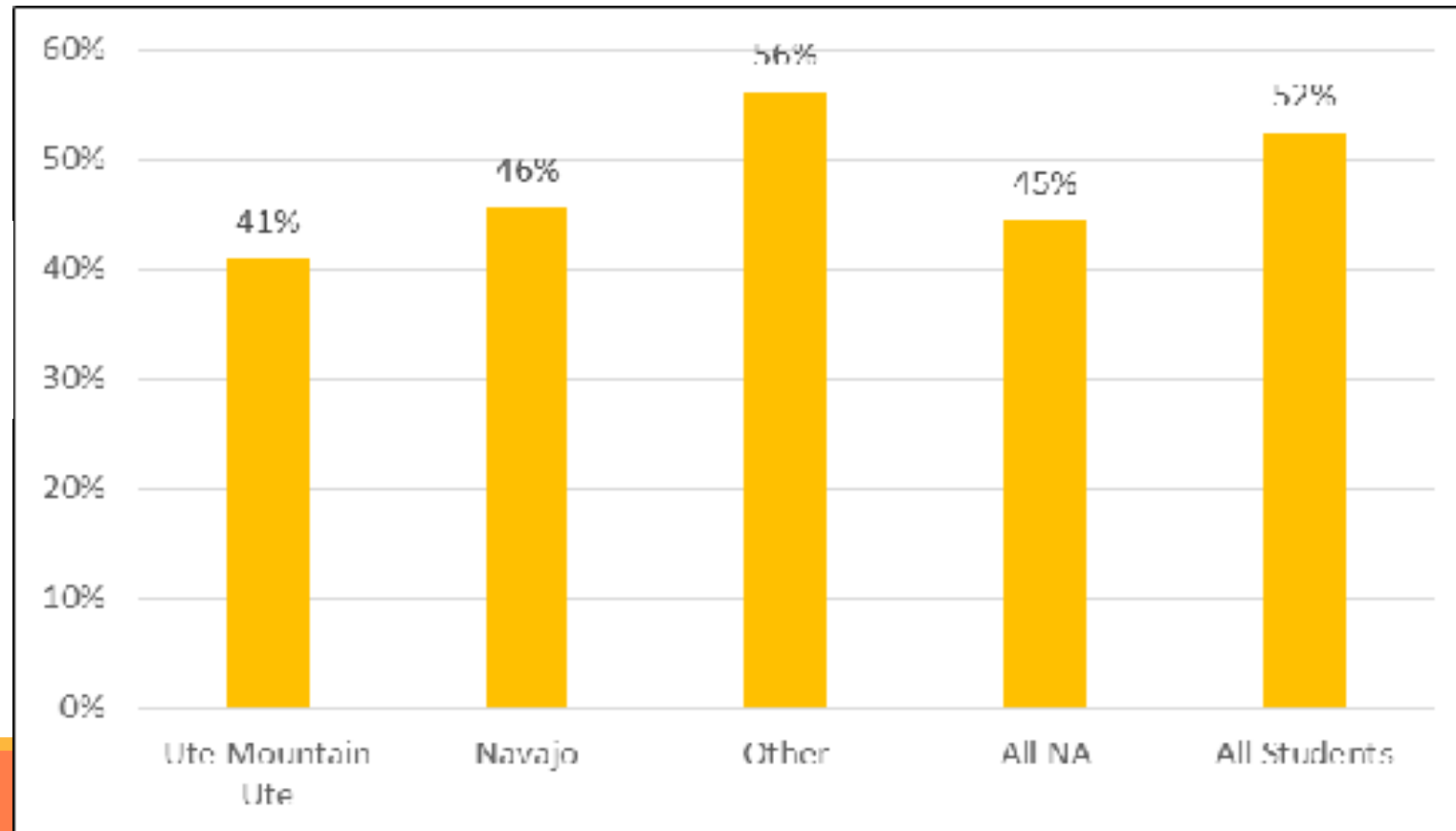


EVERY STUDENT.
EVERY DAY.

Title VI – Spring 2019 REVIEW OF NATIVE AMERICAN STUDENT PERFORMANCE ON DISTRICT ASSESSMENTS

Interims Math

- Combines Fall, Winter & Spring scores
- Grades K-8 (Note: HS interims excluded due to inconsistent administration)
- Performance presented as average percent correct





Summary of School-Based Programs Supported by Federal Grants (Title VI Programs in Orange)

Support for reading and math for struggling students

- Para-professionals to help struggling students
- AVID support for middle and high school students to help with study skills and college readiness

Support for students social-emotional and cultural needs and parent engagement

- Cultural resources for our Native American Students
- Parent engagement funds

Support for teachers to build their instructional skills

- Professional development for teachers

Summary of School-Based Programs Supported by Federal Grants (Title VI Programs in Orange)

Support for reading and math for struggling students

- Reading interventionists at each school (elementary)
- District math coach to support teachers
- District coach and paras to support English language learners
- **Para-professionals to help struggling students**
- After school tutoring and summer school (elementary and middle)
- Lexia, Zearn, Achieve 3000, Newsela – computer based intervention programs for elementary, middle and high
- **AVID support for middle and high school students to help with study skills and college readiness**

Support for students social-emotional needs and parent engagement

- School counselors at large in-town elementary schools
- Mental health support funds for the middle school and wrap-around supports
- **Cultural resources for our Native American Students**
- Parent engagement funds

Support for teachers to build their instructional skills and teacher leadership

- **Professional development for teachers**
- Stipends for teacher leaders and mentors for new teachers
- Assessment data and systems to help teachers progress monitor students

Budget Review

We would like your input, comments, and questions on our proposed Title VI program...